








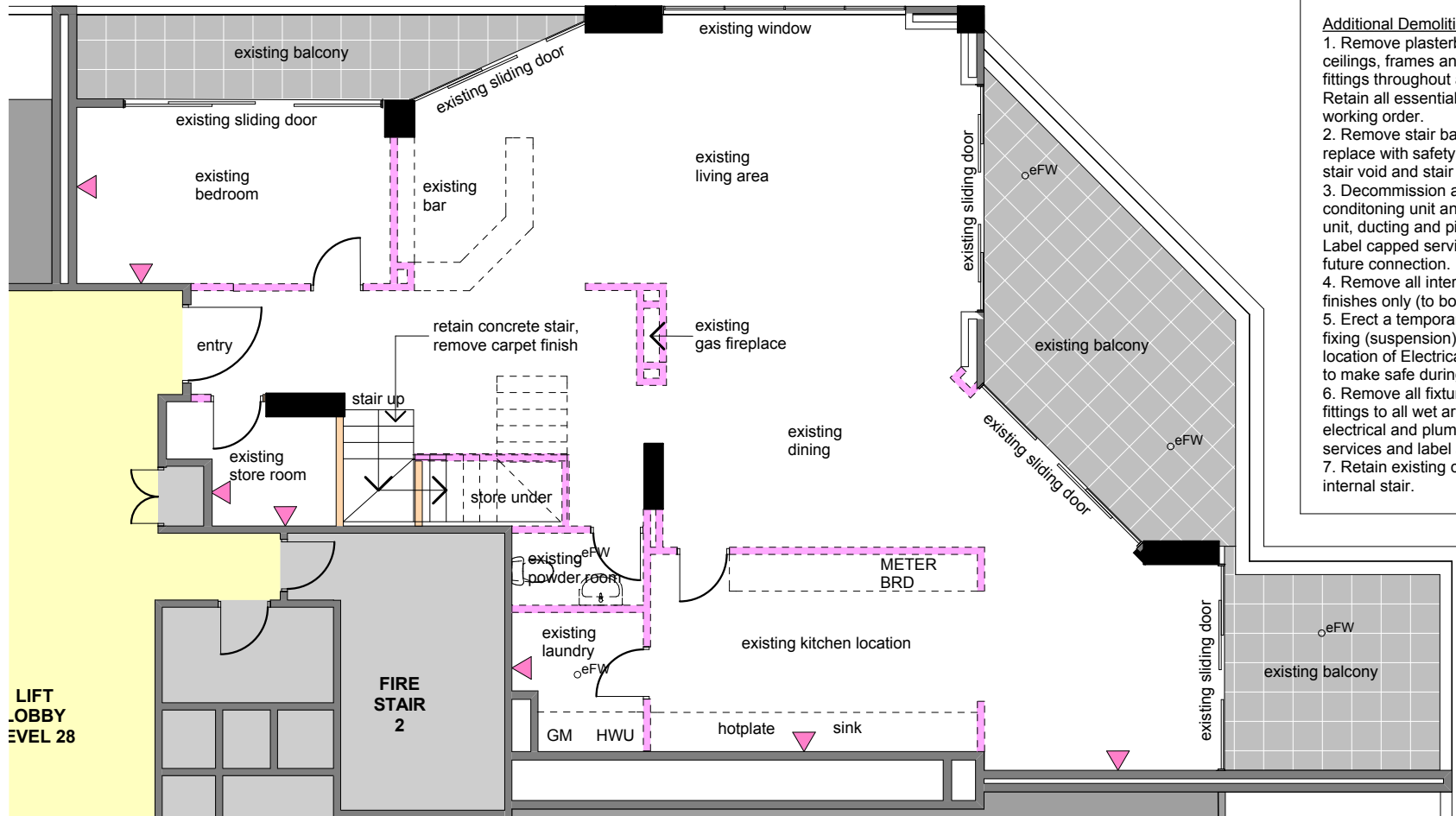


dwg no. **AP.02**
LEVEL 28 - Demolition Plan

issue B - JUNE 2015

KEY

-  existing common walls
-  structural column to be retained
-  existing internal walls to remain
-  non-structural walls to be removed
-  remove plasterboard wall sheeting to this wall
-  eFW existing floor waste to remain
-  pFW proposed floor waste
-  HWU existing hot water unit location
-  GM existing gas meter location



Additional Demolition Notes:

1. Remove plasterboard ceilings, frames and light fittings throughout apartment. Retain all essential services in working order.
2. Remove stair balustrade and replace with safety barrier to stair void and stair flight.
3. Decommission air-conditioning unit and remove unit, ducting and pipework. Label capped services for future connection.
4. Remove all internal floor finishes only (to both levels).
5. Erect a temporary ceiling fixing (suspension) to existing location of Electrical Meter Box to make safe during demolition.
6. Remove all fixtures and fittings to all wet areas. Cap off electrical and plumbing services and label accordingly.
7. Retain existing concrete internal stair.

